FITTING INSTRUCTIONS FOR

Standalone Rear Roof Shelf

SKU	COMPATIBILITY
KS0480	***Mitsubishi Pajero Gen 3 (NM-NP)***

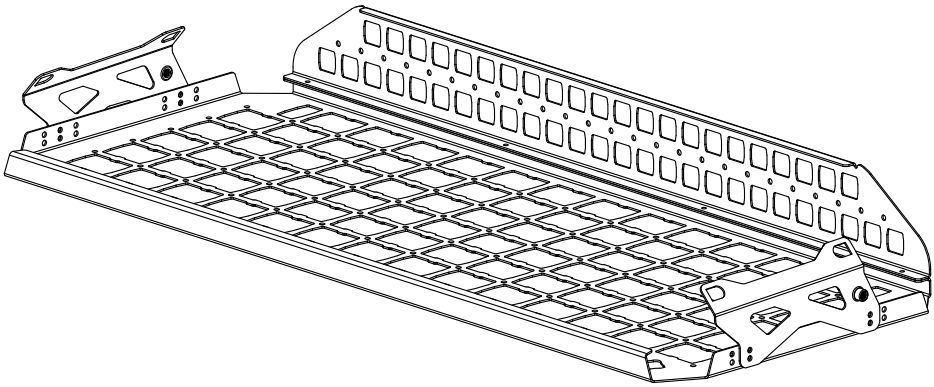

Included contents

QTY	COMPONENT	QTY	COMPONENT
1	Rear Roof Shelf	4	M5 x 12 Flanged Hex Bolt
1	Rear Fence	4	M5 Flanged Nut
2	Handle Brackets	4	M6 x 16 Flanged Hex Bolt
		4	M6 Flanged Nut

Time	30 minutes / Half a beer

For further information contact KAON on **07 3180 1470** or **info@kaon.com.au**

G8.8 Bolt Torque (Non-Lubricated)					
DIAMETER (mm)	5mm	6mm	8mm	10mm	12mm
NEWTON-METRES (Nm)	6 Nm	10 Nm	15 Nm	22 Nm	35 Nm

Let's get to work.

Preparation

1. Attach the rear fence to the shelf using M5 nuts and bolts.
2. Remove the rear grab handles by prying open the plastic cover and removing the handles.







Shelf Installation

1. Place the handle brackets under the handles and reattach the handle brackets using either the factory bolts or provided M6 flanged bolts.
2. Position the shelf and attach to the handle brackets using M6 flanged bolts and nuts.
3. Once the shelf is in the desired position, tighten all bolts securely.
4. **Optional:** If you have a KAON Light Cargo Barrier installed, mount the barrier bracket to the handle bracket via the nutsert, using the thumbscrews originally provided with your barrier.
5. That's it! Your new shelf is able to hold a recommended maximum load of 10kg. It's also got twin bottle openers on each side.

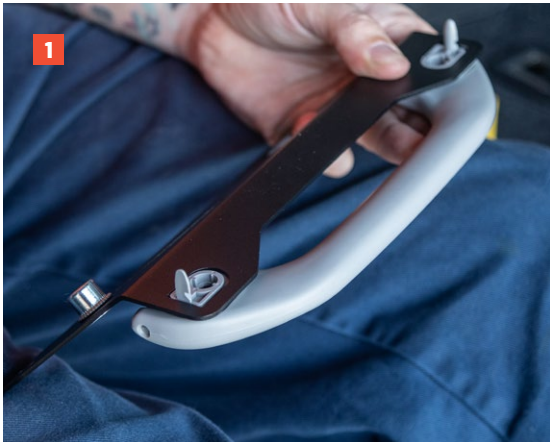







Local Knowledge & Assistance

We know half the fun of building your dream 4x4 is getting your hands dirty. But we also know that sometimes, things don't go to plan. If in the pursuit to build the ultimate setup you find yourself off-track, we're here to help you get unstuck.

For further information call 07 3180 1470 or email info@kaon.com.au

Disclaimer: The products sold by KAON should not be modified, and are for use only on the vehicles specifically stated. KAON will not be liable for any damages arising out of the use or misuse of it's products. It is the customers responsibility to ensure the products are safely and properly used and installed. KAON consistently seeks to improve it's products and reserves the right to make changes to any product.