



FITTING INSTRUCTIONS FOR

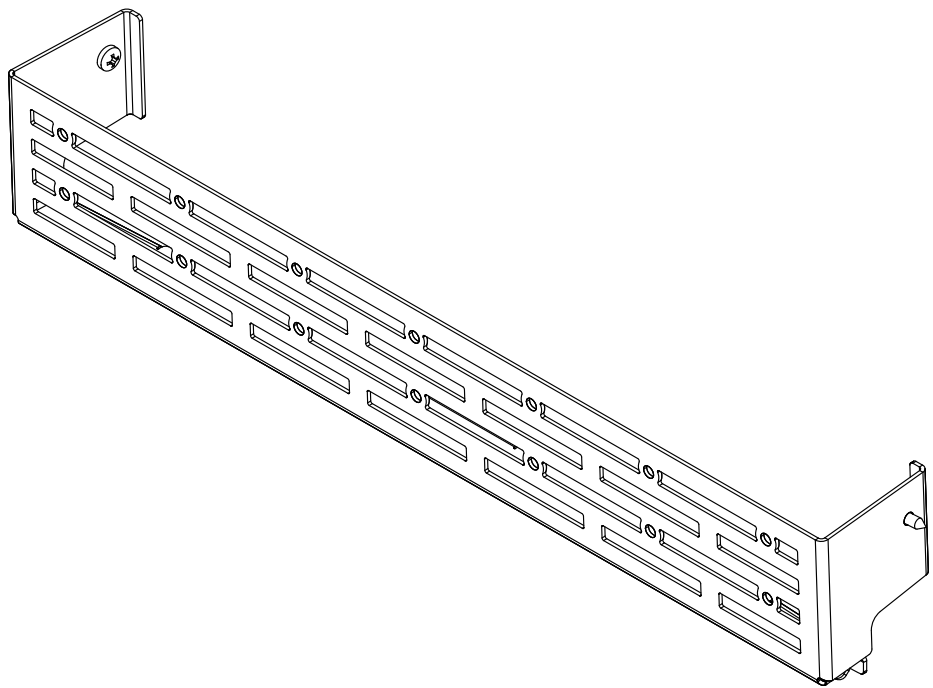
Rear Door Centre Cage

SKU


KS0601/615

COMPATIBILITY

Mitsubishi Pajero Gen 4 NS-NX



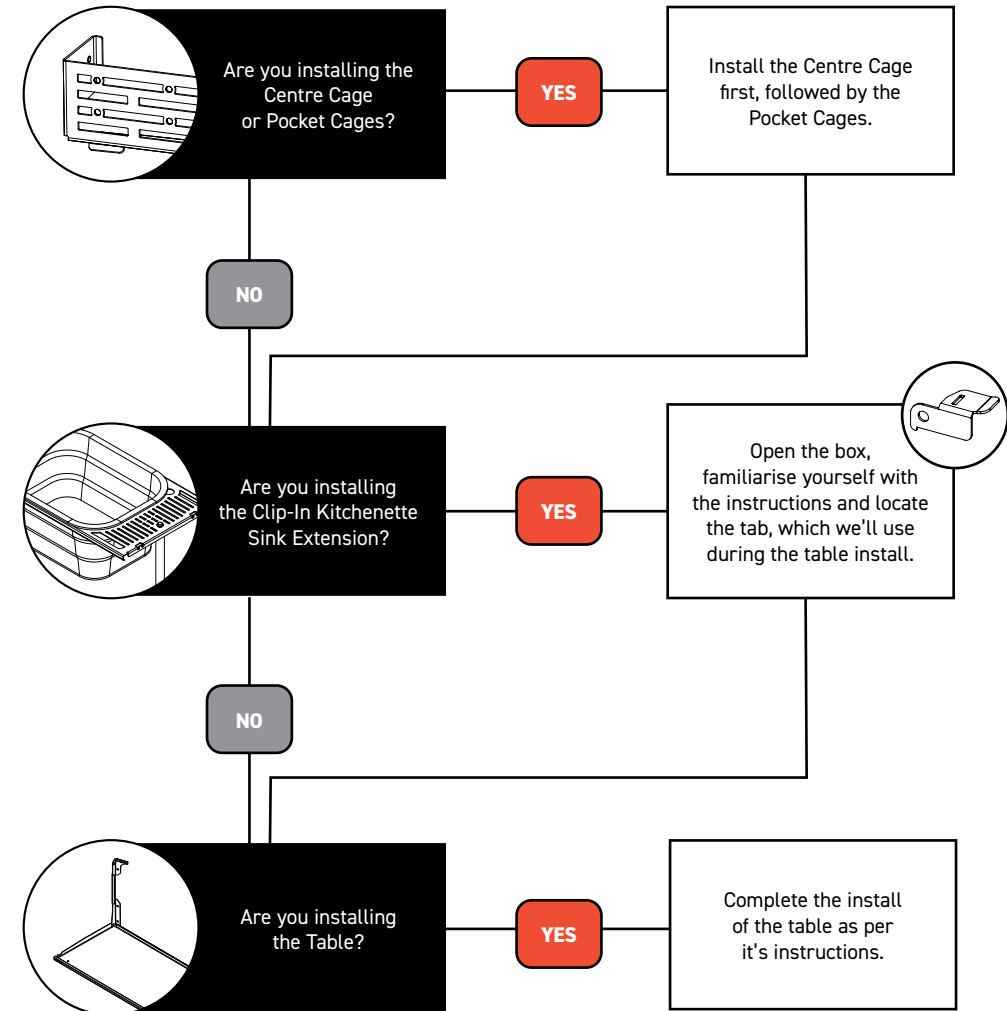
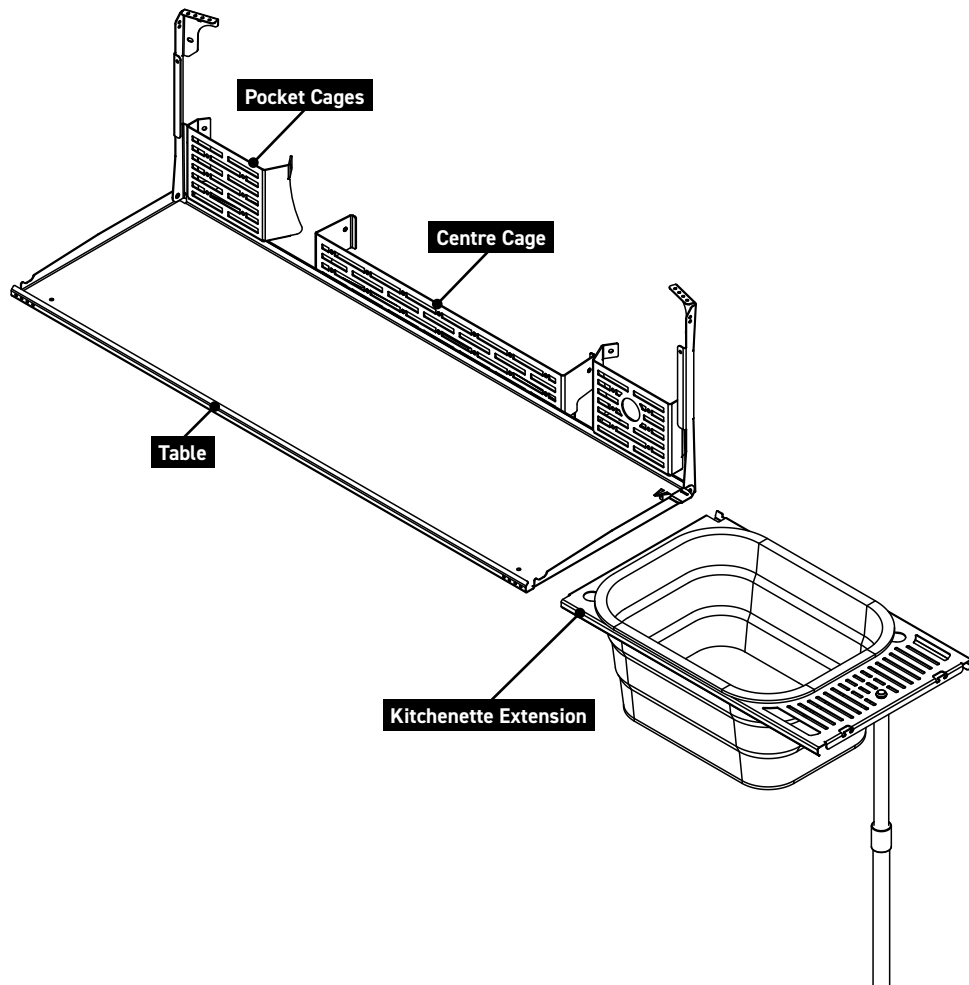
Included contents	
QTY	COMPONENT
1	Centre Rear Door Cage
2	Self Tapping Screw

 Time	15 minutes / Half a beer
---	--------------------------

For further information contact KAON on **07 3180 1470** or info@kaon.com.au

It all works together.

All our rear door products work together, but there is a certain order to installing.
Installing multiple products? Here's the the best way for your configuration.



With the order sorted, let's get to the good part: installing. →

Let's get to work.

Preparation

1. If you already have a KAON Rear Door Table installed, remove the table to gain access to the lower mounting holes on the cage.
2. Open and remove the hatch cover from the rear door trim.
3. If your vehicle still has it, relocate the factory tool kit.
4. You can opt to leave the lower straps in place and tuck them away. If you prefer to remove the straps, you will need to undo the two screws securing them and remove the entire trim panel from the rear door. We suggest using a trim tool for this.

Once the panel is off, peel the tape and remove the straps. Reattach the trim to the rear door.

5. Position the centre cage in the slots at the bottom of the hatch, as pictured.
6. With the cage firmly pressed against the back of the door trim, mark the placement of the mounting hole on each side.




Installation

7. Remove the cage from the slots and set aside. Drill 3mm holes at each of the marks.
8. Reinsert the cage into the slots and secure to the drilled holes using the supplied self-tapping screws.

Whatever you do, **DO NOT OVERTIGHTEN** the screws.

9. You're ready to go! Your new Centre Cage is rated to hold 3kg, and the mesh on the front is Molle compatible.



This page is intentionally left blank.



Local Knowledge & Assistance

We know half the fun of building your dream 4x4 is getting your hands dirty. But we also know that sometimes, things don't go to plan. If in the pursuit to build the ultimate setup you find yourself off-track, we're here to help you get unstuck.

For further information call 07 3180 1470 or email info@kaon.com.au

Disclaimer: The products sold by KAON should not be modified, and are for use only on the vehicles specifically stated. KAON will not be liable for any damages arising out of the use or misuse of its products. It is the customers responsibility to ensure the products are safely and properly used and installed. KAON consistently seeks to improve its products and reserves the right to make changes to any product.