



FITTING INSTRUCTIONS FOR

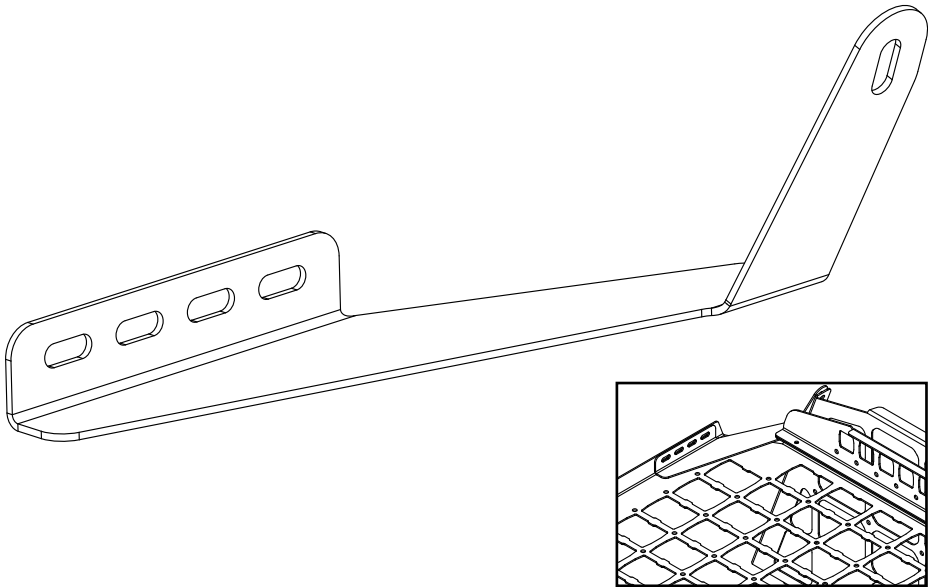
Standalone Shelf to Barrier Adaptor Brackets

SKU

KS0411

COMPATIBILITY

Toyota LandCruiser 100 & 105



Included contents

QTY	COMPONENT	QTY	COMPONENT
1	Adaptor Bracket LHS	4	M6 x 16 Flanged Hex Bolt
1	Adaptor Bracket RHS	2	M6 Flanged Nut



Time

15 minutes / Few sips of beer


For further information contact KAON on **07 3180 1470** or **info@kaon.com.au**

Bolt Torque					
DIAMETER (mm)	5mm	6mm	8mm	10mm	12mm
NEWTON-METRES (Nm)	5 Nm	9 Nm	22 Nm	44 Nm	77 Nm

Let's get to work.

If you already have the Light Cargo Barrier fitted...

1. Remove the Handle Brackets leaving the Barrier fitted to the Headrest Brackets.
2. Follow the instructions to install the Standalone Shelf, stopping just before you put add the final nuts on to attach the shelf to the Handle Brackets.




If you already have the Standalone Shelf fitted...

1. Leave the Standalone Shelf installed as-is.
2. Follow the instructions to install the Light Cargo Barrier to the Headrest Brackets.



Bracket Installation

1. With the nut removed from the Standalone Shelf Handle Bracket, place the Adaptor Bracket over the shelf as shown. There are multiple slots for adjustment, depending on the placement of your Cargo Barrier.
2. Mount the Adaptor Bracket to the Cargo Barrier nutsert using the provided bolts.
3. With the placement of the Adaptor Bracket confirmed, use the provided bolts and nuts to secure.
4. Tighten all the nuts and you're ready to go!





Local Knowledge & Assistance

We know half the fun of building your dream 4x4 is getting your hands dirty. But we also know that sometimes, things don't go to plan. If in the pursuit to build the ultimate setup you find yourself off-track, we're here to help you get unstuck.

For further information call 07 3180 1470 or email info@kaon.com.au

Disclaimer: The products sold by KAON should not be modified, and are for use only on the vehicles specifically stated. KAON will not be liable for any damages arising out of the use or misuse of it's products. It is the customers responsibility to ensure the products are safely and properly used and installed. KAON consistently seeks to improve it's products and reserves the right to make changes to any product.